

MODEL NOTATION

HRXIII-150GWi-Ry-W

Series Name

IMM Tonnage (t)

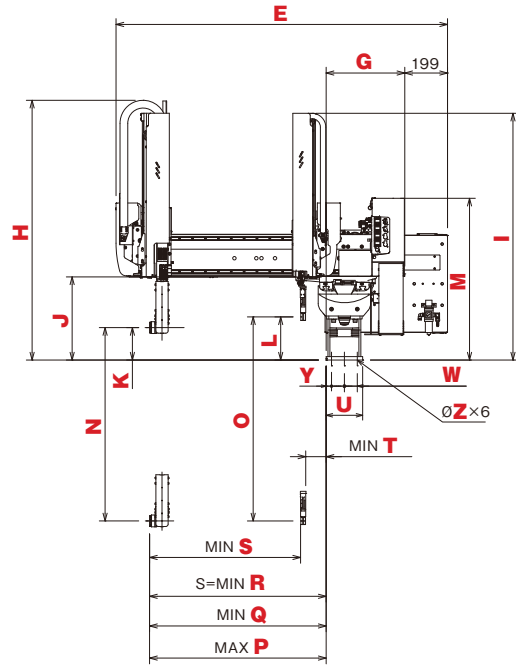
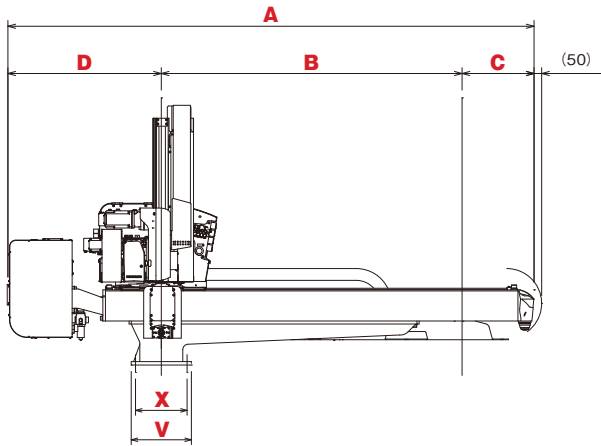
High Payload Type

S : 3-Axis Single Arm SW : 3-Axis Telescopic Arm
G : 5-Axis Single Arm GW : 5-Axis Telescopic Arm

Ry : 2-axis servo wrist type (Ry & Rx)
Rz : 2-axis servo wrist type (Rz & Rx)

Controller Type (HRS-1500)

HRXIII (Telescopic Arm)



HRXIII (Telescopic Arm)	A	B	C	D	E	G	H	I	J	K	L	M	N	O	P	Q	R	S	T	U	V	W	X	Y	Z
100GWi-Ry	2289	1200	375	714	1445	366	1130	1089	367	130	180	733	800	850	722	273	166	178	95	170	280	60	240	25	14
150GWi-Ry	2449	1400	335	714	1543	366	1210	1149	387	150	200	753	900	950	822	273	166	178	95	170	280	60	240	25	14
150GWi-Ry-W	2449	1400	335	714	1543	366	1210	1149	387	130	200	753	900	950	820	271	164	176	95	170	280	60	240	25	14
250GWi-Ry	2689	1600	375	714	1547	381	1490	1429	487	250	300	853	1200	1250	807	254	147	150	80	200	430	75	370	25	18
350GWi-Ry	2849	1800	335	714	1842	381	1560	1499	557	300	350	923	1200	1250	1104	149	256	152	80	200	530	75	470	25	18
100GWi-Rz	2289	1200	375	714	1445	366	1130	1089	367	130	180	733	800	850	701	302	195	207	95	170	280	60	240	25	14
150GWi-Rz	2449	1400	335	714	1543	366	1210	1149	387	150	200	753	900	950	801	302	195	207	95	170	280	60	240	25	14
150GWi-Rz-W	2449	1400	335	714	1543	366	1210	1149	387	130	200	753	900	950	810	311	204	216	95	170	280	60	240	25	14
250GWi-Rz	2689	1600	375	714	1547	381	1490	1429	487	250	300	853	1200	1250	786	283	176	179	80	200	430	75	370	25	18
350GWi-Rz	2849	1800	335	714	1842	381	1560	1499	557	300	350	923	1200	1250	1094	296	189	192	80	200	530	75	470	25	18

2-Axis Servo Wrist Model (Telescopic Arm - Ry)

High Payload Model

HRXIII-100SWi-Ry	HRXIII-100GWi-Ry	HRXIII-150SWi-Ry	HRXIII-150GWi-Ry	HRXIII-250SWi-Ry	HRXIII-250GWi-Ry	HRXIII-350SWi-Ry	HRXIII-350GWi-Ry	HRXIII-150SWi-Ry-W	HRXIII-150GWi-Ry-W
75~125		100~250		180~350		250~500		100~250	
800[900]		900[1000]		1200		1200[1400]		900[1000]	
—	850[950]	—	950[1050][1150]	—	1250	—	1250[1450]	—	950[1050][1150]
556(166~722)	449(273~722)	656(166~822)	549(273~822)	660(147~807)	553(254~807)	955(147~1102)	848(254~1102)	656(162~818)	549(269~818)
—	499(95~544)	—	549(95~644)	—	553(80~633)	—	848(80~928)	—	549(95~644)
1200[1400][1600]		1400[1600][1800][2000]		1600[1800][2000]		1800[2000]		1400[1600][1800][2000]	
130		150		250		300		130	
722		822		807		1102		818	
—	95	—	95	—	80	—	80	—	95
Wrist Flip 190 / Rotation 360									
7(including EOAT)						12(including EOAT)		12(including EOAT)	
1130×2289×1345	1130×2289×1445	1210×2449×1443	1210×2449×1543	1490×2689×1447	1490×2689×1547	1560×2849×1742	1560×2849×1842	1210×2449×1443	1210×2449×1543
0.5									
0	0.02	0	0.02	0	0.02	0	0.02	0	0.02
Digital AC Servo Motor									
3-Phase AC200V±10% (50Hz/60Hz)									
1800	2400	1800	2400	1800	2400	1800	2400	1800	2400

*The additional 46L/min [ANR] per circuit will be consumed when using a vacuum ejector. [] =Option

Item	2-Axis Servo Wrist Model (Single Arm- Rz)					
	HRXIII-100Si-Rz	HRXIII-100Gi-Rz	HRXIII-150Si-Rz	HRXIII-150Gi-Rz	HRXIII-250Si-Rz	HRXIII-250Gi-Rz
Mold Clamping Force (ton)	75~125		120~250		180~350	
Main Arm Vertical Stroke (mm)	700[800][900]		800[900][1000]		1000[1100]	
Sub Arm Vertical Stroke (mm)	—	750[850][950]	—	850[950][1050]	—	1050[1150]
Main Arm Kick Stroke (mm)	525.5(243.5~701)	457.5(243.5~701)	625.5(175.5~801)	557.5(243.5~801)	625.5(160.5~786)	557.5(228.5~786)
Sub Arm Kick Stroke (mm)	—	457.5(45~502.5)	—	557.5(45~602.5)	—	557.5(30~587.5)
Traverse Stroke (mm)	1200[1400][1600]		1400[1600][1800][2000]		1600[1800][2000]	
Main Arm Home Position (mm)	130	130	150	150	250	250
Main Arm Maximum Reach (mm)	701		801		786	
Sub Arm Minimum Reach (mm)	—	45	—	45	—	30
Wrist Unit (°)	Wrist Flip 184 / Rotation 320					
Maximum Payload (kg)	7(including EOAT)					
H x W x D (mm)	1378x2289x1345	1391x2289x1445	1498x2449x1443	1511x2449x1543	1798x2689x1443	1811x2689x1543
Working Air Pressure (MPa)	0.5					
Air Consumption (ℓ/cyc[ANR])	0	0.02	0	0.02	0	0.02
Controlling Method	Digital AC Servo Motor					
Power Supply (V)	3-Phase AC200V±10% (50Hz/60Hz)					
Power Consumption (W)	1800	2400	1800	2400	1800	2400

Item	2-Axis Servo Wrist Model (Telescopic Arm- Rz)							
	HRXIII-100SWi-Rz	HRXIII-100GWi-Rz	HRXIII-150SWi-Rz	HRXIII-150GWi-Rz	HRXIII-250SWi-Rz	HRXIII-250GWi-Rz	HRXIII-350SWi-Rz	HRXIII-350GWi-Rz
Mold Clamping Force (ton)	75~125		100~250		180~350		250~500	
Main Arm Vertical Stroke (mm)	800[900]		900[1000]		1200		1200[1400]	
Sub Arm Vertical Stroke (mm)	—	850[950]	—	950[1050][1150]	—	1250	—	1250[1450]
Main Arm Kick Stroke (mm)	506(195~701)	399(302~701)	606(195~801)	499(302~801)	610(147~786)	503(283~807)	905(189~1094)	798(296~1094)
Sub Arm Kick Stroke (mm)	—	399(95~494)	—	499(95~594)	—	503(80~583)	—	798(80~878)
Traverse Stroke (mm)	1200[1400][1600]		1400[1600][1800][2000]		1600[1800][2000]		1800[2000]	
Main Arm Home Position (mm)	130		150		250		300	
Main Arm Maximum Reach (mm)	701		801		786		1094	
Sub Arm Minimum Reach (mm)	—	95	—	95	—	80	—	80
Wrist Unit (°)	Wrist Flip 184 / Rotation 320							
Maximum Payload (kg)	7(including EOAT)						12(including EOAT)	
H x W x D (mm)	1130x2289x1345	1130x2289x1445	1210x2449x1443	1210x2449x1543	1490x2689x1447	1490x2689x1547	1560x2849x1742	1560x2849x1842
Working Air Pressure (MPa)	0.5							
Air Consumption (ℓ/cyc[ANR])	0	0.02	0	0.02	0	0.02	0	0.02
Controlling Method	Digital AC Servo Motor							
Power Supply (V)	3-Phase AC200V±10% (50Hz/60Hz)							
Power Consumption (W)	1800	2400	1800	2400	1800	2400	1800	2400

Item	High Payload Model	
	HRXIII-150SWi-Rz-W	HRXIII-150GWi-Rz-W
Mold Clamping Force (ton)	100~250	
Main Arm Vertical Stroke (mm)	900[1000]	
Sub Arm Vertical Stroke (mm)	—	950[1050][1150]
Main Arm Kick Stroke (mm)	606(204~810)	499(311~810)
Sub Arm Kick Stroke (mm)	—	499(95~594)
Traverse Stroke (mm)	1400[1600][1800][2000]	
Main Arm Home Position (mm)	130	
Main Arm Maximum Reach (mm)	810	
Sub Arm Minimum Reach (mm)	—	95
Wrist Unit (°)	Wrist Flip 184 / Rotation 320	
Maximum Payload (kg)	12(including EOAT)	
H x W x D (mm)	1210x2449x1443	1210x2449x1543
Working Air Pressure (MPa)	0.5	
Air Consumption (ℓ/cyc[ANR])	0	0.02
Controlling Method	Digital AC Servo Motor	
Power Supply (V)	3-Phase AC200V±10% (50Hz/60Hz)	
Power Consumption (W)	1800	2400

Standard Specifications

- Vacuum ejector : 1 circuit
- Part grip : 1 circuit
- Main Sprue Grip: 1 circuit
- Palletizing (up to 999 points per axis)
- Built-in memory for mold data (up to 1000 memories)
- Adjustable point coordinates during the auto-run
- Selectable home positions (1st Entry / Out-Mold / Above Mold / Backward)
- Smart Programming
- Customizable screen display layout
- Reject circuit
- Initial reject
- Sampling
- Counters (Example: Initial Reject / Sampling)
- Take out from moving platen
- Wrist flip en-route (speedup motion)
- Pass motion (speedup motion)
- Display language selector
- Quick point-teaching features (Teach & Go / Point Stop / Coordinates entry)

*The additional 46L/min [ANR] per circuit will be consumed when using a vacuum ejector. []=Option

*This brochure is subject to change without notice.


Manufacturer:

HARMO CO., LTD.

ISO9001 CERTIFIED

INTERNATIONAL MARKETING DEPT.
4124-1, MINAMI-MINOWA KAMINA-GUN NAGANO-PREF. 399-4595 JAPAN
TEL.+81-265-73-8820, FAX.+81-265-73-8964

<http://www.harmonet.co.jp>



HRX3_01E 18011KP